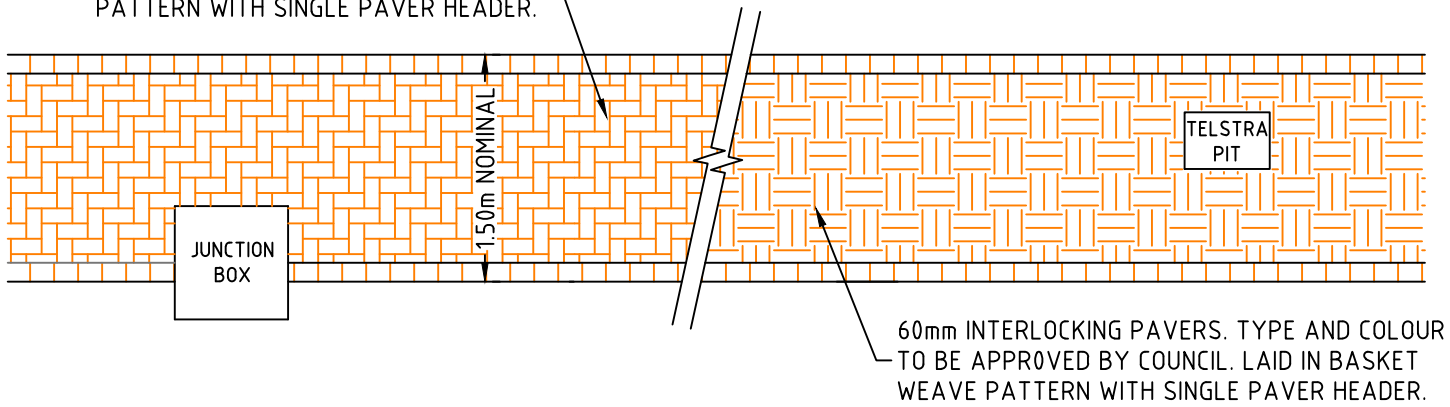
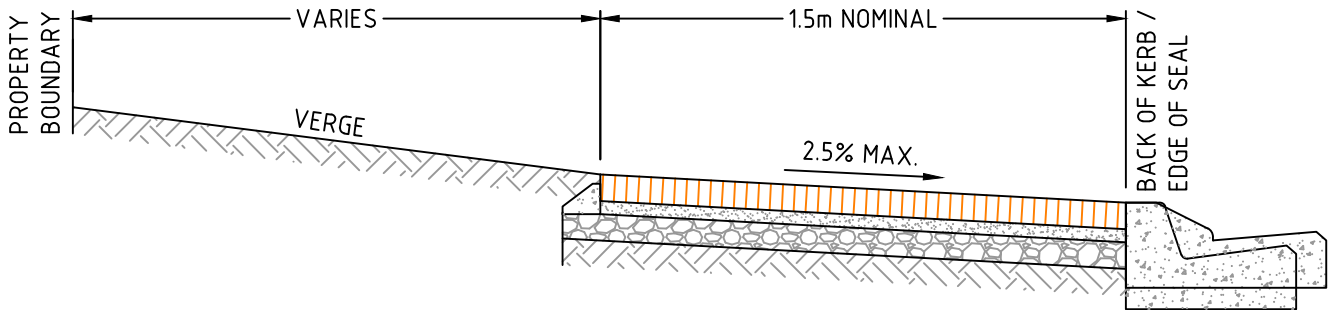


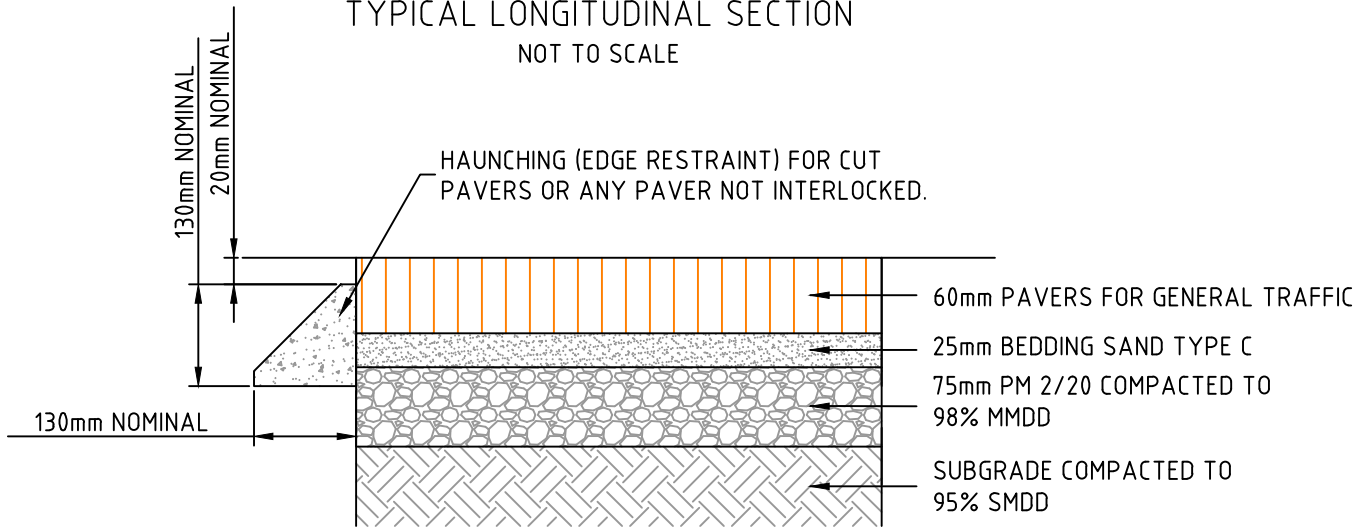
60mm BLOCK PAVERS. TYPE AND COLOUR TO BE APPROVED BY COUNCIL. LAID IN HERRINGBONE PATTERN WITH SINGLE PAVER HEADER.



BLOCK PAVED FOOTPATH - PLAN VIEW  
NOT TO SCALE



TYPICAL LONGITUDINAL SECTION  
NOT TO SCALE



TYPICAL FOOTPATH CROSS SECTION  
NOT TO SCALE

NOTES:  
80mm PAVERS TO BE USED FOR INDUSTRIAL / COMMERCIAL APPLICATIONS.  
REFER SHEET 2 OF 2 FOR CONSTRUCTION SPECIFICATIONS AND FURTHER INFORMATION.



REVISIONS		
No.	BY	DATE
1	A. MOLLOY	MAY 2020
0	A. MOLLOY	MAY 2014
A	A. MOLLOY	MAR 2014

STANDARD DETAILS

BLOCK PAVED FOOTPATH

SCALE AS SHOWN

ADELAIDE HILLS COUNCIL		
SHEET	1	of 2
REVISION	1	
DRAWING No.	SD08	

**ALL PAVING AND MATERIAL SHALL COMPLY WITH**

- AS4455 - MASONRY UNITS AND SEGMENTAL PAVERS.
- AS3661.1 - SLIP RESISTANCE OF PEDESTRIAN SURFACES - REQUIREMENTS.
- AS4456 (PARTS 1 TO 13) - MASONRY UNITS AND SEGMENTAL PAVERS - METHODS OF TEST.

**GENERAL**

- CLAY FIRED AND CONCRETE PAVERS SHALL BE A MINIMUM OF 60MM THICK, 80MM FOR COMMERCIAL / INDUSTRIAL APPLICATIONS.
- CONCRETE PAVERS ARE TO HAVE A MINIMUM 28 DAY CHARACTERISTIC STRENGTH OF 45 MPA.
- SURFACE COATINGS SHALL NOT BE APPLIED UNLESS APPROVED IN WRITING BY COUNCIL.
- ALL PAVERS UNITS SHALL BE SOUND, FIRM, DENSE, DIMENSIONALLY STABLE AND CONSISTENT, WITH A SMOOTH UNBLEMISHED UPPER SURFACE.
- PAVING UNIT COLOURS SHALL BE UNIFORM AND MATCH THE SURROUND UNITS IN THE STREET, OR AS SPECIFIED BY COUNCIL.
- COMPACTION TEST FREQUENCY - SUBBASE AND SUBGRADE TO BE 1/500M<sup>2</sup> OR 3 PER LOT OR AS AGREED WITH COUNCIL REPRESENTATIVE.

**BEDDING SAND**

- BEDDING MATERIAL SHALL BE CLEAN SAND OF A GRADE CONFORMING TO SA-C SPECIFICATION

**PREPARATION OF BEDDING SAND**

- SAND SHALL BE PLACED AT OPTIMAL MOISTURE CONTENT WHEN SPREAD. THE SAND BEDDING SHALL BE SPREAD LOOSE IN A UNIFORM LAYER. THE DEPTH SHALL BE DETERMINED BY ON SITE TRIALS PRIOR TO SPREADING AND SHALL BE SUCH THAT AFTER COMPACTION, A THICKNESS OF 25MM, ± 5MM IS ACHIEVED. UNDER NO CIRCUMSTANCE SHALL BEDDING BE USED FOR LEVELLING.

**SCREEDING**

- THE SPREAD SAND SHALL BE CAREFULLY MAINTAINED IN A LOOSE CONDITION AND PROTECTED AGAINST PRE-COMPACTION FROM ANY CAUSE, INCLUDING RAIN, BOTH PRIOR TO AND FOLLOWING SCREEDING. ANY PRE COMPACTED SAND OR SCREEDED SAND LEFT OVERNIGHT SHALL BE REMOVED AND REPLACED.
- ANY DEPRESSIONS IN THE SCREEDING SAND EXCEEDING 5MM SHALL BE LOOSENED, RAKED AND RESCREEDED BEFORE LAYING PAVERS.

**JOINTING SAND**

- MATERIAL FOR FILLING UNBOUND JOINTS SHALL BE SAND THAT MUST PASS 1.18MM SIEVE, WITH <10% PASSING 75 MICRON SIEVE.
- JOINTING SAND SHALL BE FREE OF DELETERIOUS QUANTITIES SUCH AS SALTS AND OTHER CONTAMINANTS WHICH WOULD CAUSE SURFACE STAINING.
- JOINTING SAND SHALL BE DRY WHEN SPREAD. IT SHALL BE COVERED WHEN STORED ON SITE TO PROTECT IT FROM RAIN PENETRATION.
- SAND USED FOR BEDDING IS NOT SUITABLE FOR JOINT FILLING.

**LAYING AND FINISHING**

- INSTALL PAVERS ON THE SCREEDED SAND BED IN THE LOCATION, PATTERN AND DETAIL AS INDICATED ON DRAWINGS. NEATLY DIAMOND SAW CUT PAVERS AS NECESSARY ADJACENT TO EDGES, LIGHTS, MANHOLES ETC. MAINTAIN CONSTANT BOND WITH JOINT WIDTHS TYPICALLY 2MM UNLESS NOTED OTHERWISE. PAVING UNITS SHALL BE LAIN WITH 2MM TO 5MM GAPS BETWEEN ADJACENT UNITS SUCH THAT JOINTING SAND WILL READILY PENETRATE TO THE FULL DEPTH OF THE PAVING UNITS. ALL JOINTS SHALL BE CORRECTLY ALIGNED AND NO CONTACT SHALL EXIST BETWEEN ADJACENT PAVING UNITS.
- ALL UNITS ARE TO BE CUT USING A POWER DIAMOND SAW UNLESS PRIOR WRITTEN APPROVAL IS OBTAINED FROM THE SUPERINTENDENT FOR THE USE OF OTHER MEANS OF CUTTING.
- INFILL SPACES BETWEEN 25MM AND 50MM WIDE WITH 32MPA CONCRETE WITH A MAXIMUM AGGREGATE SIZE OF 10MM. DRY PACKED MORTAR MAY BE USED TO INFILL SMALL SPACES. IN ALL CASES, THE INFILL IS TO EXTENDED FOR THE FULL DEPTH OF THE ADJOINING PAVING UNITS. CONCRETE AND MORTAR SHALL BE COLOURED TO MATCH THE PAVING UNITS WITH DUE ALLOWANCE BEING MADE FOR THE EFFECTS OF WEATHERING.
- ACCESS CHAMBERS, DRAINAGE GULLIES AND SIMILAR PENETRATIONS THOUGH THE PAVEMENT SHALL BE FINISHED AGAINST THE PAVING WITH A CONCRETE SURROUND OR APRON DESIGNED TO SUIT AND FIR THE LAYING PATTERN, OTHERWISE COMPLYING WITH THE REQUIREMENTS FOR EDGE RESTRAINTS.
- CONSTRUCTION TRAFFIC ON PAVING PRIOR TO MECHANICAL COMPACTION SHALL BE LIMITED TO FOOT OR BARROW TRAFFIC USING OVERLAY BOARDS TO PREVENT DISTURBANCE TO UNDERLYING UNITS.
- AFTER LAYING, MECHANICALLY COMPACT THE AREA USING A HIGH FREQUENCY, LOW AMPLITUDE FLAT PLATE COMPACTOR HAVING A MINIMUM PLATE AREA OF 0.25M<sup>2</sup> AND AN ENERGY OUTPUT SUFFICIENT TO COMPACT THE BEDDING SAND BENEATH THE PAVING UNITS. THE COMPACTOR SHALL BE FITTED WITH AN APPROVED ROLLER ATTACHMENT OR A SECTION OF CARPET SECURELY FITTED TO THE UNDERSIDE OF THE PLATE TO PREVENT DAMAGE TO THE SURFACE OF THE PAVING UNITS.

**EDGE RESTRAINTS**

- CONCRETE EDGE RESTRAINTS SHALL BE CONSTRUCTED IN ACCORDANCE WITH STANDARD DETAIL DRAWINGS.
- MORTARED BRICK OR PAVER UNIT EDGING OR HEADER COURSES SHALL BE SET ON A 100MM MINIMUM THICKNESS BED OF CEMENT MORTAR. JOINTING AND BED MORTAR SHALL BE MADE FROM 4 PARTS SAND TO 1 PART CEMENT AND MIXED THOROUGHLY WITH THE CORRECT AMOUNT OF WATER. THOROUGHLY CLEAN ALL AREAS OF STAINS, MORTAR DROPPINGS AND THE LIKE.
- FACES OF EDGE RESTRAINTS ABUTTING PAVERS SHALL BE VERTICAL.
- AFTER THE CONCRETE HAS HARDENED AND NOT EARLIER THAN THREE DAYS AFTER PLACING UNLESS OTHERWISE DIRECTED BY THE SUPERINTENDENT THE SPACES AT THE BACK OF THE EDGE RESTRAINT SHALL BE BACKFILLED WITH EARTH, COMPACTED IN LAYERS NOT GREATER THAN 150MM THICK, THEN TOPSOILED TO MEET SURROUNDING DESIGN LEVELS.



REVISIONS		
No.	BY	DATE
1	A. MOLLOY	MAY 2020
0	A. MOLLOY	MAY 2014
A	A. MOLLOY	MAR 2014

STANDARD DETAILS  
BLOCK PAVED FOOTPATH  
SPECIFICATIONS

SCALE AS SHOWN

ADELAIDE HILLS COUNCIL		
SHEET	2	of 2
REVISION	1	
DRAWING No.	SD08	